



Etudes

en

France

2023 GUIDE

FOR CAMBODIAN STUDENTS /
STUDENTS RESIDING IN CAMBODIA

Etudes

en

France

2023 GUIDE

3	OVERVIEW	Overview of how to submit a pre-consular Etudes en France application and apply for a student visa, and preparation checklists
6	STUDENT TYPES	Types of students that Campus France Cambodia assists
9	DAP CANDIDATE	Submitting an admission application to a first-year Licence program in a French institution
17	HDAP CANDIDATE	Submitting an admission application to an L2, L3, or Masters program in a French institution
26	SA/DD PRE-CONSULAR	Submitting a pre-consular application as a Study Abroad or Dual-degree student
33	IND/ALL/D PRE-CONSULAR	Submitting a pre-consular application as an Independent, HDAP Allégé, or Doctoral student
40	VISA	Applying for a student visa
42	CONTACT	Contacts throughout the process

IN THIS GUIDE

OVERVIEW

OVERVIEW

What is the role of Campus France Cambodia ?

Campus France Cambodia is a French governmental agency that promotes French higher education around the world and guides international students preparing to study in France, either degree programs or in study abroad programs. All students planning to study in France for 90 days or more will work with Campus France Cambodia before applying for a student visa.

What is the Etudes en France Platform ?

Etudes en France (EEF) is a global international student application platform for the French higher education system. Students coming to France from many countries around the world, including Cambodia, use EEF in two ways: 1/ as a common application to apply for admission to French institutions (DAP and HDAP Candidates), and 2/ to submit a pre-consular application before applying for a student visa (Pre-Consular Students)

Who needs to complete an Etudes en France Application?

Cambodian students (and international students residing in Cambodia) who plan to study in France for a period of 90 days or more are required to submit an EEF application. EEF also serves as a common application for international students applying to degree programs in France (DAP and HDAP Candidates). All students submit an EEF application before applying for a student visa.

EEF PREP CHECKLISTS

DAP CANDIDATE

HDAP CANDIDATE

- Passport
- Headshot (under 50kb)
- Statement of motivation
- Resume/CV
- Letter/s of Recommendation (optional)
- Official transcripts
- Copy of the last diploma obtained (High School or Undergraduate)
- Results from an official French Proficiency Test (TCF, DELF/DALF)
- French or English Translations of all documents in Khmer

All documents should be JPEGs under 300kb, except the headshot must be a JPEG under 50kb. Take screen shots of documents and save as JPEGs, if necessary.

STUDY ABROAD & EXCHANGE & DUAL DEGREE PRECONSULAR

- Passport
- Headshot (under 50kb)
- Statement of motivation
- Official Acceptance Letter from academic program

INDEPENDENT, HDAP ALLÉGÉ, DOCTORAL PRE-CONSULAR

- Passport
- Headshot (under 50kb)
- Statement of motivation
- Resume/CV
- Copy of the last diploma obtained (High School or Undergraduate) or official transcripts stating your graduation date
- Official Acceptance Letter from academic program

STUDENT TYPES

STUDENT TYPES

Each applicant should identify themselves as one student type.

Students may work with Campus France Cambodia in two general ways: to apply for admission into a degree program in a French institution using *Etudes en France* as a common application (as a **DAP or HDAP Candidate**), or to submit a Pre-Consular application as part of the student visa application process (as a **Pre-Consular Applicant**).

CATEGORY	STUDENT TYPE	ETUDES EN France, APPLICATION TYPE
Candidates	DAP	Students should complete the Etudes en France application indicating that they have not yet been accepted to a program in France.
	HDAP	
Pre-Consular Applicants	Study Abroad/Exchange/Dual-Degree (SA/DD)	Students should complete the Etudes en France application indicating that they have already been accepted to a program in France. They should indicate that they are study abroad/Exchange/dual-degree students.
	Independent (IND)	Students should complete the Etudes en France application indicating that they have already been accepted to a program in France. They should indicate that they are NOT study abroad/Exchange/dual degree students.
	HDAP Allégé(ALL)	
	Doctoral Students (D)	

DETAILED STUDENT TYPES

CATEGORY	STUDENT TYPE
<p>Candidates</p> <p>Students using Etudes en France as a common application to apply for one or more degree programs in French universities. Candidates will work with Campus France Cambodia advisor to apply to multiple programs in France for which they are qualified. The benefit of applying through Etudes en France as a candidate is that students use one common application to apply to multiple programs in France. Applicants to L1 programs must apply as a DAP Candidate through Etudes en France. Candidates fall into two student types: DAP and HDAP. These students have not yet been accepted to a program in France.</p>	<p>DAP Candidates</p> <p>Students using Etudes en France to apply to enter a French university at the Licence1 level. These candidates may apply to up to three L1 programs using one application. Students applying to an Architecture program in France are also considered DAP candidates, they may apply to up to two programs using Etudes en France as a common application. Students apply for Medical studies in France are DAP Candidates. Note: Licence1 students must apply through Etudes en France, they may not apply directly to French institutions.</p>
	<p>HDAP Candidates</p> <p>Students using Etudes en France to apply to enter a French university at the Licence2, Licence3, or Masters level. These candidates may apply to up to seven programs using one application. Some programs require candidates to apply as a HDAP Candidate and apply directly to the school (called parallel procedures). Note: L2, L3, and Masters students also have the option to apply directly to French institutions for these programs, and the submit a pre-consular HDAP Allégé application.</p>
<p>Pre-Consular Applicants</p> <p>All other students who have already secured their position within a French university; school, or study abroad program complete a Pre-Consular application. These students have already been accepted to a program in France. The Pre-Consular application is very simple and is a mandatory step before students apply for a student visa. All Cambodian students who are planning to study in France for a period of over 90 days will complete a Pre-Consular Etudes en France application before they apply for a student visa. Campus France verifies the nature of the program, maintains a database for France’s Ministry of Europe and Foreign Affairs, and is tasked with verifying that each applicant meets the criteria to apply for a student visa.</p> <p>Note: Pre-Consular students who will be under 18 on the start date of their program in France will not apply through Campus France/Etudes en France. These students will apply for a School-going minor visa.</p>	<p>Study Abroad/Exchange/Dual-Degree (SA/DD)</p> <p>Students enrolled in a Cambodian university who will study abroad in France, in any type of institution, for a period of over 90 days, and who will earn credits transferable to their home university in Cambodia. Students pursuing dual or joint degrees also fall into this category. Doctoral students who will remain enrolled in a Cambodian institution but will pursue research in a French institution as a student (without a convention d’accueil) also fall into this category.</p>
	<p>Independent (IND)</p> <p>Students who have been admitted independently to a non-degree-granting program in France. This may be a certificate program, a FLE (French as a foreign language) program, an art or gastronomy program, etc. If you are not earning a Licence, Masters, or Doctoral degree during your program in France, you are an independent student.</p>
	<p>HDAP Allégé (ALL)</p> <p>Students who have applied directly to a French institution of higher education and already gained admission to a L2, L3, or Masters program. Essentially, if you’ve been admitted to a degree program in France by applying directly through the institution, you will still need to complete a Pre-Consular Etudes en France application to apply for a visa, and you are considered HDAP Allégé (which is a simplified HDAP application).</p>
<p>Doctoral Students (D)</p> <p>Students who have been admitted to a doctoral program in France by applying directly through the French institution. These students may be required to complete a Pre-Consular Etudes en France application if they plan to apply for a student visa.</p>	

DAP

CANDIDATE GUIDE

Applications open from October 1, 2022 through December 15, 2022
for 2023-2024 academic year admissions

DAP CANDIDATES

October 1, 2022 : Opening of admission applications on the Etudes en France platform

December 15, 2022 at 6 pm : Deadline for application submissions

March 31, 2023 : Deadline for French universities and institutions to accept or refuse candidates

May 15, 2023 : Deadline for candidates to accept one admission proposal

DAP CANDIDATES IN ARCHITECTURE

October 1, 2022 : Opening of admission applications on the Etudes en France platform

December 15, 2022 at 6 pm : Deadline for application submissions

March 31, 2023 : Deadline for French architecture schools to accept or refuse candidates

May 15, 2023 : Deadline for candidates to accept one admission proposal

DAP APPLICATION OVERVIEW

1

GATHER DOCUMENTS

- Scan of passport or other official photo ID + a head shot
- French or English proficiency test (depending of the chosen program)
- Official academic transcripts and most recent diplomas
- A resume
- Letter/s of recommendation
- Statement of motivation .
- French translations

2

SELECT PROGRAMS AND COMPLETE EEF APPLICATION

Complete the DAP application following the instructions in the videos in this Guide and may select and apply to up to three programs via the Etudes en France common application platform. (Architecture applicants may select up to two programs)

3

PAY APPLICATION FEE

You will pay the application fee by ABA transfer (on the account of the French Institute, 002489438)

4

SUBMIT APPLICATION ON EEF

This is an initial submission that will be reviewed by a Campus France Cambodia advisor. The advisor will review your documents to ensure that they are ready for the French institutions and will help you make any necessary modifications.

5

PHONE INTERVIEW AND SUBMISSION TO FRENCH INSTITUTIONS

You will have a 20-minute interview with a Campus France Cambodia advisor based in Phnom Penh to speak in more detail about your academic and professional pathway and aspirations.

6

REVIEW BY ADMISSIONS OFFICERS IN France

When your EEF application and phone interview are complete, and your application is submitted, it will be reviewed by admissions officers within the French programs you have applied to.

7

SELECTION AND DECISION

You will then be notified via the Etudes en France platform of the admissions decisions.

You will then confirm your final selection of the program you intend to enroll in.

8

PRE-CONSULAR DOSSIER

Once your Etudes en France candidacy is complete and you have made your final choice, your application will then be transformed into a pre-consular application necessary for your student visa request.

You will need to submit this pre-consular application.

1

Gather Documents



Passport	Please note that you will need a valid passport to apply for a visa. If you are a citizen of a country other than Cambodia, please also provide a proof of legal status in Cambodia (permanent residence card, student visa, etc.) as well as your passport. Prepare a clear digital copy of your passport in color as a JPEG under 300kb.characters. You should prepare a brief statement of motivation for each of the programs you intend to apply for.
Headshot	Find or take a headshot, the file should be 50kb max. It can be a passport-style photo or simply a cropped photo of your face.
Statement of Motivation	Your statement of motivation should be written by the applicant in French. It should be a maximum of 1,500-2,500
Resume	An updated resume that includes your most recent academic and professional achievements. Prepare this document and then save it as a JPEG under 300kb.
Letter/s of Recommendation	While not always obligatory, we suggest obtaining 1-2 letters of recommendation from academic references when applying to programs in France.
Transcripts	You will be required to scan and upload your most recent official transcripts. Unofficial transcripts are not accepted. A PDF version of your official transcripts is fine, if there is a watermark that appears on official hard copies when you scan them, that is fine for our purposes.
Diploma	We will require a copy of the most recent degree or diploma you received (high school or college).
French Proficiency Test Results	Results from an official French language test are required. DAP Candidates must have a min. B2 level. Check your program's specific pre-requisites, you may need a higher level.
French and English Translations of all Documents in Khmer	You will need to obtain French or English translations of all documents (except for your passport and French test results). The diploma MUST be translated officially and completed by a professional. CV, Motivation letter, LOR do not have to be completed and translated by a professional, and they should be in the same language as your applied program.

Document



Tips

Gather and prepare documents in advance

Have documents ready before you begin the application. Also, ensure all documents are correctly sized before uploading. Your headshot needs to be under 50kb. All other documents you upload need to be under 300kb each. You should upload documents as legible JPGs, do not upload PDFs. To transform a PDF, you can take a screen shot of the document and upload it as a JPG under 300kb.

Contact a translator in advance

You will need to obtain French translations of all documents (except for your passport and French test results). The diploma **MUST** be translated officially and completed by a professional. CV, Motivation letter, LOR do not have to be completed and translated by a professional, and they should be in the same language as your applied program.

Prepare your statement of motivation

Prepare a statement of motivation for each program that you are applying to, it should be 1,500 characters maximum and written in French. Your statements should explain your interest in and motivations to attend this particular program within the French university. You cover the following questions generally: Why would you be a strong candidate? How would attending this program align with your future professional or academic goals? How have you prepared for this program? What would you bring to the program and university community? You should also show that you have done significant research about the program and university. Prepare this in a word document and have it ready to paste into the application (in a text box).

Prepare your headshot

It is best to have someone take a clear photo of you against a light background. It can also be a clear cropped photo of your face. The photo does not have to be perfect or meet any strict dimensions, but this is a photo that the visa service and the Campus France Cambodia team sees and so it should present you well. As a reminder, as part of the visa application later you will be required to submit a passport-style photo.

Check your passport

Student visa applicants must have a passport that will be valid for at least 90 days after the end date of your program in France. If you don't have a passport, or if your passport will expire before then, apply for a new passport right away. Your passport must also have two consecutive blank visa pages that are side by side (like looking at an open book) plus a third blank page for an immigration sticker. If your passport is full, you will need to renew it. If you are a citizen of a country other than Cambodia, upload a copy of your proof of legal status in Cambodia (permanent resident card, etc.) as well as your passport.

Be thoughtful about your letter/s of recommendation

Find someone familiar with your academic or professional contributions and reach out to them about your application. Contact potential recommenders at least one month in advance of your application submission. Be conscientious about how you reach out and give recommenders adequate time to complete the letter. Provide your recommender with your resume, a clear description of the programs you are applying to, and why you think you're a strong candidate. You could also draft an annex to your resume that highlights courses you took (with your grades and specific projects) with their recommender. Your recommender should send you the Letter of Recommendation, you will then upload it as a document attached to your EEF application. Make sure your recommender knows that you will see the letter, even if they email it directly to Campus France Cambodia. The letter/s should be general, and not specific to one program to which you are applying, since the admissions officers at all of your programs will see the documents.

2

Complete Application

TIPS

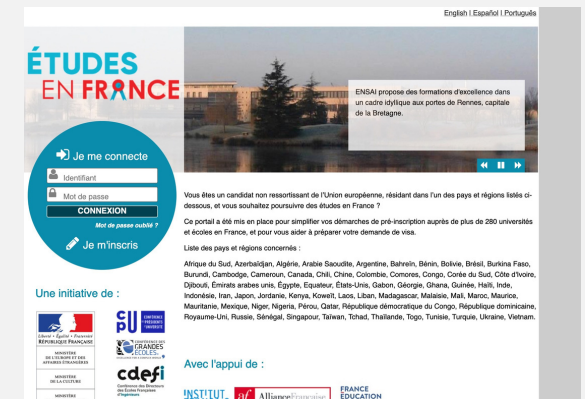
- The Etudes en France application platform is optimized for Firefox. If you have trouble accessing the application or have any technical issues, use Firefox after clearing the cache of your browser.
- Use the Etudes en France messaging system to contact Campus France Cambodia with questions during your application process.



Video Tutorial
Creating an account
on
Etudes en France



Video Tutorial
Completing a DAP Candidate
Application on EEF



Access Application
Etudes en France
Application Log-In

3

Pay

Fee

Once your application is complete you will be able to pay for the Etudes en France fees.

Paying the application fee is confirmation that we will begin to review your Etudes en France Application. Campus France Cambodia does not begin to review applications until the application fee is paid for the student. Your application should be complete before you submit the application fee. If you still have some lingering questions or several additional documents to submit, you can still pay the fee and we will assist you to finalize your application. Some students are exempt from the fee, read the information on the web page above to follow instructions if you are exempted. Payment or requests for exemption must be submitted by the application deadline of December 15, 2022.

4

Submit

Application

Once you have completed your Études en France application with the required documents and information, submit the application on the Études en France platform.

This is done by simply ticking the box on the bottom of the page and clicking on Submit.

5

Join the

Interview

When your application fee is paid and your application submitted, you will be contacted to schedule a 20-minute interview with your Campus France Cambodia advisor.

This is a chance for the advisor to get to know your academic and professional motivations in a more substantive way. To prepare, ensure that you have drafted your statements of motivation, prepare any question you want ask your advisor, and be ready to simply share more about your plans and your academic aspirations.

6

Review

in France

Once your interview is complete, your application will be submitted by Campus France Cambodia for review by admissions officers in France.

Following the interview, your completed application will now be submitted by your Campus France Cambodia advisor to the admissions departments of the programs to which you are applying.

7

Admissions

Decisions

You will receive admissions decisions from the universities and will make your decision to accept or refuse admissions offers.

You will then receive admissions decisions from French universities. You will see the admissions decisions in the Etudes en France platform in your account when they are ready. You will then make your decision regarding accepting an admission offer. You may only accept one admissions offer. [Please watch this video tutorial on accepting an admissions offer as a DAP Candidate.](#)


8

Pre-Consular

Dossier

Once you have confirmed your admission into a program, Campus France Cambodia will help you submit the Pre-Consular section of your Etudes en France Application and apply for a student visa

Congratulations! You have accepted an admissions offer! Your Études en France application will be transformed into a Pre-Consular application that your advisor will assist you in completing. You will then use the Confirmation Email to apply for a student visa.



FAQs

DAP

Where can I begin my research on programs in France?

In order to find information about programs in France, you may find useful to explore our online catalogs for undergraduate, and [graduate programs in France](#). You can narrow your search by regions, institutes, and field of studies. Additional resources can be found on our [Campus France Cambodia website](#), but also on the [general Campus France Paris site](#). For instance, Label Bienvenue en France is a new initiative of Campus France which creates a badge system for French institutions to showcase schools that have robust international student services. The 'Label' does not rank the quality of the academic program but ranks the quality of the international student services provided, and the extent to which the school has developed the infrastructure to welcome international students across a variety of criteria. It is useful to look for this Label as you search in the Catalogs to have a better sense of how the transition would be into that program.

Do I need to accept the first university that offers me admission?

No, you can wait until you receive admissions decisions from all the institutions to which you applied. You will just need to make sure that you make your selection before the deadline.

Can I register to take the TCF, DELF, DALF, or another French language proficiency exam if I do not find a TCF DAP session that is available in my area or is offered during the timeframe I need?

We strongly recommend that DAP candidates plan ahead to register for and take a TCF DAP exam. However, if you are unable to due to your timeline or if the TCF DAP is not offered near you, we can accept results from the TCF, DELF, or DALF exams.

What should I do if I haven't received notifications from a prospective institution?

You should be notified by the deadline fixed in the DAP calendar. However, if the deadline is approaching and you still haven't received notifications from prospective institutions, you may contact directly the institutions and inquire about your application and the timeline for when a decision will be made.

Am I guaranteed admission into at least one of my selected programs?

The Études en France DAP application is a common admission application for international students, allowing you to apply to up to three programs in different institutions using one application. Applying through Études en France does not guarantee admission into one of the selected programs.

May I translate my own documents?

Unless otherwise specified by prospective institutions, certified translation is mandatory for the diploma and official academic transcripts. All other documents (recommendation letters, resume, etc.) may be freely translated by you, or someone you know. Please note however these are official supporting documents in your admission application, and they need to be in perfect French. We invite

you to check with your prospective institutions their translations requirements.

How will I be notified when I am accepted and rejected for a program I selected?

- If the program is from an institution connected to our Etudes en France platform, you will receive a notification directly on Etudes en France.
- If you have been notified by email but there is no indication on the EEF platform, you should contact directly the prospective institution and request that they confirm their decision on the Etudes en France platform.
- If the program is from an institution not connected to our Etudes en France platform, you will be notified directly by email and, if accepted, you will receive an official acceptance letter. This document will be required to submit a simplified Etudes en France pre-consular application on our EEF platform that is mandatory before you apply for a student visa.

HDAP

CANDIDATE GUIDE

Applications open from October 1, 2022 through January 15, 2023 for 2023-2024 academic year admissions

HDAP CANDIDATES

October 1, 2022 : Opening of admission applications on the Etudes en France platform

January 15, 2023 at 6 pm EST : Deadline for application submissions

March 31, 2023 : Deadline for French universities and institutions to accept or refuse candidates

May 15, 2023 : Deadline for candidates to accept one admission proposal

HDAP APPLICATION OVERVIEW

1

GATHER DOCUMENTS

- Scan of passport or other official photo ID + a head shot
- French or English proficiency test (depending of the chosen program)
- Official academic transcripts and most recent diplomas
- A resume
- Letter/s of recommendation
- Statement of motivation.
- French translations

2

SELECT PROGRAMS AND COMPLETE EEF APPLICATION

You will complete the HDAP application following the instructions in the videos in this Guide, and may select and apply to up to seven programs via the Etudes en France common application platform.

3

PAY APPLICATION FEE

You will pay the application fee by ABA transfer (on the account of the French Institute, 002489438)

4

SUBMIT APPLICATION ON EEF

This is an initial submission that will be reviewed by a Campus France Cambodia advisor. The advisor will review your documents to ensure that they are ready for the French institutions and will help you make any necessary modifications.

5

PHONE INTERVIEW AND SUBMISSION TO FRENCH INSTITUTIONS

You will have a 20-minute interview with a Campus France Cambodia advisor based in Phnom Penh to speak in more detail about your academic and professional pathway and aspirations.

6

REVIEW BY ADMISSIONS OFFICERS IN France

When your EEF application and phone interview are complete, and your application is submitted, it will be reviewed by admissions officers within the French programs you have applied to.

7

SELECTION AND DECISION

You will then be notified via the Etudes en France platform of the admissions decisions.

You will then confirm your final selection of the program you intend to enroll in.

8

PRE-CONSULAR DOSSIER

Once your Etudes en France candidacy is complete and you have made your final choice, your application will then be transformed into a pre-consular application necessary for your student visa request.

You will need to submit this pre-consular application.

1

Gather Documents



Passeport	Please note that you will need a valid passport to apply for a visa. If you are a citizen of a country other than the Cambodia, please also provide a proof of legal status in the Cambodia (permanent residence card, student visa, etc.) as well as your passport. Prepare a clear digital copy of your passport in color as a JPEG under 300kb.
Headshot	Find or take a headshot, the file should be 50kb max. It can be a passport-style photo or simply a cropped photo of your face.
Statement of motivation	Your statement of motivation should be written in French or English, depending on the language of instruction of the program. It should be a maximum of 1,500 characters.
Resume	An updated resume that includes your most recent academic and professional achievements. Prepare this document and then save it as a JPEG under 300kb
Letter/s recommendation	While not always obligatory, we suggest obtaining 1-2 letters of recommendation from academic references when applying to programs in France.
Transcripts	You will be required to scan and upload your most recent official transcripts. Unofficial transcripts are not accepted. A PDF version of your official transcripts is fine, if there is a watermark that appears on official hard copies when you scan them, that is fine for our purposes
Diploma	We will require a copy of the most recent degree or diploma you received (high school or college).
French proficiency test results	Results from an official French language test are required. If your program is taught in English, you may be exempt from this requirement. Always check your program's specific pre-requisites..
French and English Translations of all Documents in Khmer	You will need to obtain French or English translations of all documents (except for your passport and French test results). The diploma MUST be translated officially and completed by a professional. CV, Motivation letter, LOR do not have to be completed and translated by a professional, and they should be in the same language as your applied program.

Document

Tips



Gather and prepare documents in advance

Have documents ready before you begin the application. Also, ensure all documents are correctly sized before uploading. Your headshot needs to be under 50kb. All other documents you upload need to be under 300kb each. You should upload documents as legible JPGs, do not upload PDFs. To transform a PDF, you can take a screen shot of the document and upload it as a JPG under 300kb.

Contact a translator in advance

You will need to obtain French or English translations of all documents depending on the language of the chosen program (except for your passport and French test results). The diploma **MUST** be translated officially and completed by a professional. CV, Motivation letter, LOR do not have to be completed and translated by a professional, and they should be in the same language as your applied program.

Prepare your statement of motivation

Prepare a statement of motivation for each program that you are applying to, it should be 1,500-2,500 characters maximum and written in French. Your statements should explain your interest in and motivations to attend this particular program within the French university. You cover the following questions generally: Why would you be a strong candidate? How would attending this program align with your future professional or academic goals? How have you prepared for this program? What would you bring to the program and university community? You should also show that you have done significant research about the program and university. Prepare this in a word document and have it ready to paste into the application (in a text box).

Prepare your headshot

It is best to have someone take a clear photo of you against a light background. It can also be a clear cropped photo of your face. The photo does not have to be perfect or meet any strict dimensions, but this is a photo that the visa service and the Campus France Cambodia team sees and so it should present you well. As a reminder, as part of the visa application later you will be required to submit a passport-style photo.

Check your passport

Student visa applicants must have a passport that will be valid for at least 90 days after the end date of your program in France. If you don't have a passport, or if your passport will expire before then, apply for a new passport right away. Your passport must also have two consecutive blank visa pages that are side by side (like looking at an open book) plus a third blank page for an immigration sticker. If your passport is full, you will need to renew it. If you are a citizen of a country other than Cambodia, upload a copy of your proof of legal status in Cambodia (permanent resident card, etc.) as well as your passport.

Be thoughtful about your letter/s of recommendation

Find someone familiar with your academic or professional contributions and reach out to them about your application. Contact potential recommenders at least one month in advance of your application submission. Be conscientious about how you reach out and give recommenders adequate time to complete the letter. Provide your recommender with your resume, a clear description of the programs you are applying to, and why you think you're a strong candidate. You could also draft an annex to your resume that highlights courses you took (with your grades and specific projects) with the recommender. Your recommender should send you the Letter of Recommendation, you will then upload it as a document attached to your EEF application. Make sure your recommender knows that you will see the letter, even if they email it directly to Campus France Cambodia. The letter/s should be general, and not specific to one program to which you are applying, since the admissions officers at all of your programs will see the documents.

2

Complete Application

TIPS

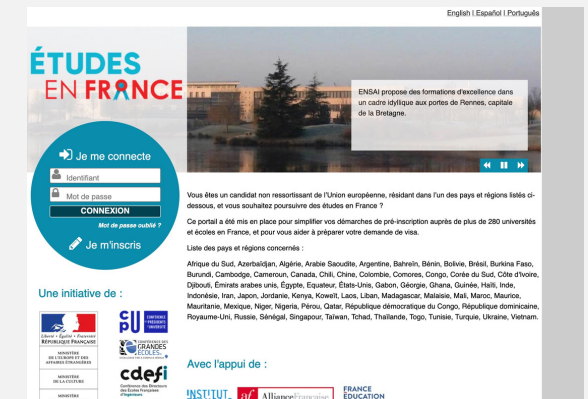
- The Etudes en France application platform is optimized for Firefox. If you have trouble accessing the application or have any technical issues, use Firefox after clearing the cache of your browser.
- Use the Etudes en France messaging system to contact Campus France Cambodia with questions during your application process.



Video Tutorial Creating an account on Etudes en France



Video Tutorial Completing a HDAP Candidate Application on EEF



Access Application Etudes en France Application Log-In

3

**Pay
Fee**

Once your application is complete you will be able to pay for the Etudes en France fees.

Paying the application fee is confirmation that we will begin to review your Etudes en France Application. Campus France Cambodia does not begin to review applications until the application fee is paid for the student. Your application should be complete before you submit the application fee. If you still have some lingering questions or several additional documents to submit, you can still pay the fee and we will assist you to finalize your application. Some students are exempt from the fee, read the information on the web page above to follow instructions if you are exempted. Payment or requests for exemption must be submitted by the application deadline of Janvier 15, 2023.

4

**Submit
Application**

Once you have completed your Études en France application with the required documents and information, submit the application on the Études en France platform.

This is done by simply ticking the box on the bottom of the page and clicking on Submit.

5

**Join the
Interview**

When your application fee is paid and your application submitted, you will be contacted to schedule a 20-minute interview with your Campus France Cambodia advisor.

This is a chance for the advisor to get to know your academic and professional motivations in a more substantive way. To prepare, ensure that you have drafted your statements of motivation, prepare any question you want ask your advisor, and be ready to simply share more about your plans and your academic aspirations.

6

Review

in France

Once your interview is complete, your application will be submitted by Campus France Cambodia for review by admissions officers in France.

Following the interview, your completed application will now be submitted by your Campus France Cambodia advisor to the admissions departments of the programs to which you are applying.

7

Admissions

Decisions

You will receive admissions decisions from the universities and will make your decision to accept or refuse admissions offers.

You will then receive admissions decisions from French universities. You will see the admissions decisions in the Etudes en France platform in your account when they are ready. You will then make your decision regarding accepting an admission offer. You may only accept one admissions offer.

[Please watch this video tutorial on accepting an admissions offer as an HDAP Candidate.](#)


8

Pre-Consular

Dossier

Once you have confirmed your admission into a program, Campus France Cambodia will help you submit the Pre-Consular section of your Etudes en France Application and apply for a student visa

Congratulations! You have accepted an admissions offer! Your Études en France application will be transformed into a Pre-Consular application that your advisor will assist you in completing. You will then use the Confirmation Email to apply for a student visa.



FAQs

HDAP

Where can I begin my research on programs in France ?

In order to find information about programs in France, you may find useful to explore our online catalogs for under graduate, and graduate programs in France. You can narrow your search by regions, institutes, and field of studies. Additional resources can be found on our Campus France Cambodia website, but also on the general Campus France Paris site. For instance, Label Bienvenue en France is a new initiative of Campus France which creates a badge system for French institutions to showcase schools that have robust international student services. The 'Label' does not rank the quality of the academic program but ranks the quality of the international student services provided, and the extent to which the school has developed the infrastructure to welcome international students across a variety of criteria. It is useful to look for this Label as you search in the Catalog to have a better sense of how the transition would be into that program.

How can I apply to a program from an institution not connected to the Etudes en France platform ?

If the program you are interested in is from an institution not connected to our *Etudes en France* platform, you must submit an admission application directly on the institution admission platform. Please make sure to first check the program requirements, the deadline and the admission procedure on the institution website.

What does procédure parallèle mean ?

This means that in addition to the Etudes en France candidacy procedure, you must submit another admission application directly to the prospective institution on their own admission system. It may mean that they have additional requirements that they are not able to gather through Etudes en France, or that they have their own system for admissions review.

If the program I am interested in is in your EEF catalog, but the institution is not connected to your EEF platform, should I still submit an application on the EEF platform ?

If the program you are interested in is available in our EEF catalog, but the institution is not connected to our Etudes en France platform, you must submit your admission application directly to the prospective institution on their admission platform.

Then when admitted, you will work with Campus France Cambodia to submit a simplified Etudes en France is mandatory before you apply for a student visa.

We invite you to contact directly the prospective institution and check:

- if the program is still open to applications for the upcoming academic year;
- if the program is included in the Campus France catalog;
- if the name of the program has been changed.

If the prospective institution confirms that the program is in the Etudes en France catalog and you still can't find it, please ask the Campus France representative in charge of your application to assist you.

What should I do if a prospective institution has a different deadline than the EEF candidacy deadlines ?

The HDAP admission calendar, included in the EEF platform, is informative and followed by most institutions connected to the Études en France platform. However, some institutions may decide to have an earlier or a later deadline. It is therefore recommended that before starting the application, you check the deadline for each program you are interested in to ensure your application is submitted on time. If the deadline is earlier than the one on EEF, you must submit and get your Études en France application processed before that deadline. If the deadline is later than the one on EEF, we encourage you to submit your application by the EEF deadline. After the EEF deadline, you will have to submit your admission application directly to the institutions and will not be able to use the Études en France common application as a candidate.

FAQs

HDAP (Continued)

How should I submit specific documents requested by prospective institutions (research project, written motivation letter, specific recommendation letter, etc.)?

Some programs may request that with admission applications, specific documents be provided in addition to the regular supporting documents: ex: research projects, written motivation letters, etc.

Since all supporting documents uploaded in the EEF platform are accessible by the institutions you selected in the common application, we recommend that additional requested documents be sent directly to the institution.

You should therefore contact prospective institutions directly to learn the best way to send them the requested supporting documents to complete your application.

Can I translate my own documents?

Unless otherwise specified by prospective institutions, certified translation is mandatory for the diploma and official academic transcripts. All other documents (recommendation letters, resume, etc.) may be freely translated by you, or someone you know. We invite you to check with your prospective institutions their translations requirements.

All of the programs I selected are taught in English. Should I still submit translations of my documents and a French proficiency test ?

In this particular case, translations and French proficiency tests may not be requested. We invite you to check with your prospective institutions to learn more about their translations and language requirements.

What should I do if I haven't received notifications from a prospective institution?

You should be notified by the deadline fixed in the HDAP calendar. However, if the deadline is approaching and you still haven't received notifications from prospective institutions, you may contact directly the institutions and inquire about your application and the timeline for when a decision will be made.

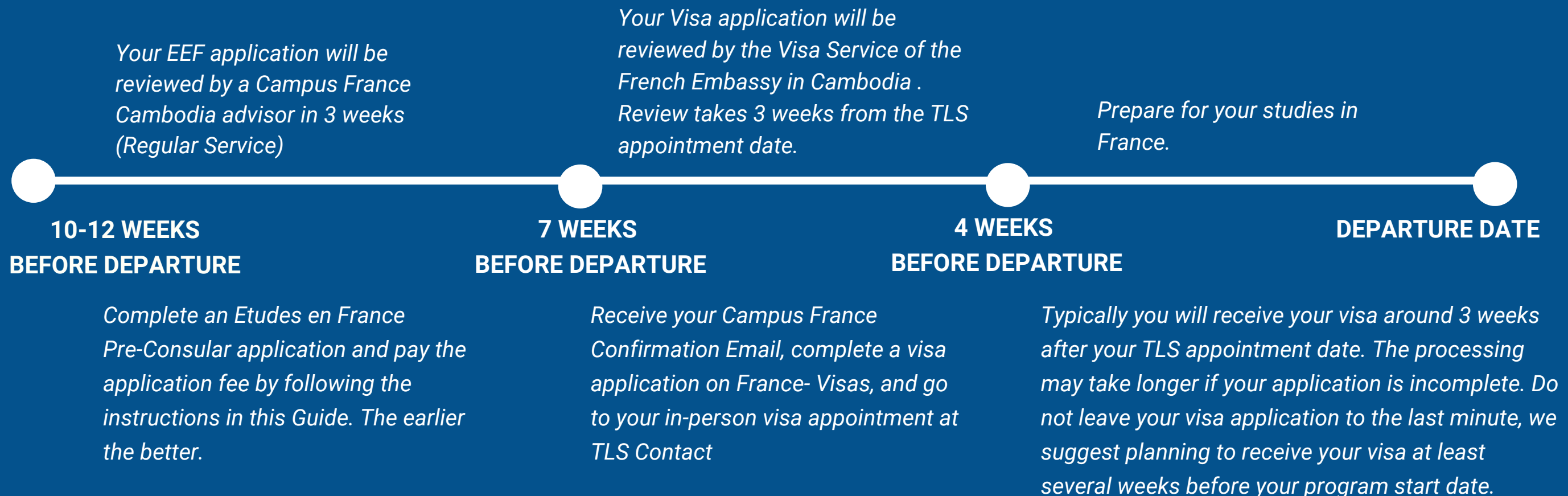
Am I guaranteed admission into at least one of my selected programs?

No. Applying through Etudes en France does not guarantee admission into one of the selected programs. The Etudes en France HDAP application is a common admission application for international students, allowing you to apply to up to seven programs in different institutions using one application.

STUDY ABROAD & DUAL DEGREE PRE-CONSULAR GUIDE

All student visa applicants from Cambodia must submit a pre-consular Etudes en France application prior to applying for a visa.

*For all students in Exchange program, Dual Degree, Internship, fellowship or training program for a period of more than 90 days.



STUDY ABROAD & DUAL DEGREE

Application Overview

1

GATHER DOCUMENTS

- Scan of passport or other official photo ID (ensure file size is under 300kb)
- Official acceptance letter for your study abroad program (ensure file size is under 300kb)
- A headshot of 50kb max. (this can be a passport-style photo or simply a cropped photo of your face)
- A statement of motivation (English or French)

2

COMPLETE ETUDES EN FRANCE APPLICATION

This guide will help you complete the simple, pre-consular application required for all international students going to France.

3

PAY CAMPUS FRANCE FEE

To begin the review of your application, you will pay the application fee for regular 3-week processing, or expedited 3-day processing. Paying the fee allows the Campus France Cambodia team to begin to review your application. You will pay the application fee by ABA transfer (on the account of the French Institute, 002489438)

4

REVIEW + CONFIRMATION

Once your Etudes en France pre-consular application is reviewed (either in 3 days for the expedited service, or 3 weeks for the regular service) you will receive a confirmation email from our team. Print this confirmation email and bring it to your visa appointment. Also, you will print an electronic acceptance letter PDF generated by the application.

1

Gather Documents



Passport or ID	You may provide a scan of a valid passport or other government-issued photo ID. Please note that you will need a valid passport to apply for a visa. If you are a citizen of a country other than Cambodia, please also provide a proof of legal status in the US (permanent residence card, student visa, etc.) as well as your passport. Prepare a clear digital copy of your passport or ID in color as a JPEG under 300kb.
Headshot	Find or take a headshot, the file should be 50kb max. It can be a passport-style photo or simply a cropped photo of your face.
Statement of Motivation	This is a very brief statement of your motivation for your program in France, written in English or French. It should be a maximum of 1,500 characters.
Appetence letter	<p>The acceptance letter is the most important requirement of your application, it is essential that all details are correct. Your university or study abroad program will issue you an acceptance letter for your program. If your letter doesn't meet Campus France Cambodia requirements, it may delay the processing of your application and you will likely be required to obtain a new letter from your program. Your letter must include the following information:</p> <ul style="list-style-type: none">• Your full name• Exact start and end dates (day, month, and year) of the academic program in France. Approximate dates are not accepted• Full contact information for the individual administrator, faculty member, or program director issuing the letter• Signature or stamp of the institution• Full address of the institution that will host or manage the program in France• If you are enrolled in a Cambodian university, but your study abroad program is managed by another organization or school, your letter MUST include the name of your home institution in Cambodia, the host school or program in France, and the name of the organization facilitating the program• The letter needs to be on institutional letterhead

Document

Tips



Gather and prepare documents in advance

Have documents ready before you begin the application. Also, ensure all documents are correctly sized before uploading. Your headshot needs to be under 50kb. All other documents you upload need to be under 300kb each. You should upload documents as legible JPGs, do not upload PDFs. To transform a PDF, you can take a screen shot of the document and upload it as a JPG under 300kb.

Prepare your headshot

It is best to have someone take a clear photo of you against a light background. It can also be a clear cropped photo of your face. The photo does not have to be perfect or meet any strict dimensions, but this is a photo that the visa service and the Campus France Cambodia team sees and so it should present you well. As a reminder, as part of the visa application later you will be required to submit a passport-style photo.

Check your passport

Student visa applicants must have a passport that will be valid for at least 90 days after the end date of your program in France. If you don't have a passport, or if your passport will expire before then, apply for a new passport right away. Your passport must also have two consecutive blank visa pages that are side by side (like looking at an open book) plus a third blank page for an immigration sticker. Endorsement pages are not considered visa pages. If your passport is full, you will need to renew it. If you are a citizen of a country other than Cambodia, upload a copy of your proof of legal status in Cambodia (permanent resident card, etc.) as well as your passport.

Follow instructions

The EEF platform is designed for all types of students, many of whom apply to degree programs through the platform. You may see the opportunity to upload a CV, transcripts, test scores, and more. These are NOT required for study abroad and exchange students, so please skip those steps and only include the documents listed in this Guide.

2

Complete Application

Tips

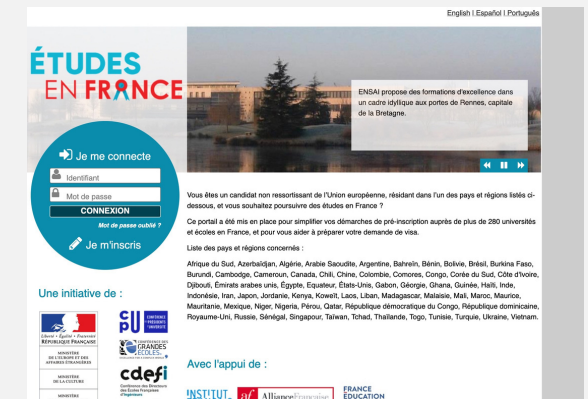
- The Etudes en France application platform is optimized for Firefox. If you have trouble accessing the application or have any technical issues, use Firefox after clearing the cache of your browser.
- Use the Etudes en France messaging system to contact Campus France Cambodia with questions during your application process.



Video Tutorial
Creating an account
on
Etudes en France



Video Tutorial
Completing an Etudes en France Application (Study Abroad & Dual Degree Pre-Consular Students)



Access Application
Etudes en France
Application Log-In

3

Pay

Fee

Once your application is complete you will be able to pay for the Etudes en France fees.

All incomplete application or applications with errors in any documents submitted may require a longer review period. Paying the application fee after submitted your completed Etudes en France application allows Campus France Cambodia to begin the review of your application. Check with your Study Abroad Advisor to ask if they plan to submit any Group Mailing batch applications.

4

Review &

Confirmation

In addition to the Confirmation Email, you will also need an Etudes en France Electronic Acceptance letter to complete your student visa application.

Once you receive your Confirmation email, you may log back into your Etudes en France account. From the Welcome page, click on your application tab: 'Already Accepted' (Pre- Consular Applicants). Click on Step 1-Finalize the procedure. The PDF icon for the Acceptance Letter will be under the Main Study Program section. This PDF is generated when Campus France Cambodia has completed the review of the Etudes en France application. Depending on your application type, the document will be entitled 'Confirmation d'acceptation' or 'Accord préalable d'inscription'.

FAQs

Study Abroad &

Dual Degree

How do I know if my application is being processed?

When we receive the application fee, we will validate that payment within 1-2 business days. When we validate the payment, you will receive an Email message via the *Etudes en France* platform that reads: "Your Payment of XXXUSD has been processed." This message will also include a PDF of your payment receipt. If you receive this message, this means that your application is in the pipeline and will be processed within the 3-day or 3-week review timeline.

How can I check the status of my application?

Due to the volume of students with whom we work and the capacities of the *Etudes en France* platform, real time updates on application processing are not possible. If your application was not reviewed within the 3-day or 3-week processing timeline, or if you have another question about your application, please contact us via the *Etudes en France* messaging tool.

I'm having trouble creating myEEFAccount. What should I do?

We suggest using an email address NOT ending in .edu or .ac.th, as university email servers sometimes have security issues with the *Etudes en France* platform. An email with a link to create a password and activate your account is automatically sent to your email address. Note that the email may be in your spam folder/s and that the activation link expires within 24 hours. If you believe that you have not received the activation email, you will need to wait 24 hours before registering again with the same email address.

If I already have an existing Études en France account from a previous program in France, how should I proceed?

You do not need to create another *Études en France* account. Login to your existing account, and create a new application, depending on your project: either a pre- consular application by choosing "STUDENT ALREADY ACCEPTED" or a candidature application by choosing "Students not yet accepted". In case the system does not allow you to create a new application because your previous application is still active, please reach us campusFrance@institutfrancais-cambodge.com we will archive it, you will then be able to create a new application for your current program and to fill it out accordingly.

What does the application review process entail and how long does it take?

It is the responsibility of Campus France Cambodia to ensure that each student visa applicant meets the eligibility criteria to be a student in France. The *Etudes en France* application is the pre-consular academic application that is mandatory for applying for a student visa.

Campus France Cambodia advisors examine each student application to review program dates, instructional hours, credentials and degrees conferred, the credibility and standing of the academic program in France. If applications are incomplete, if applications contain errors, or if we have questions about the standing

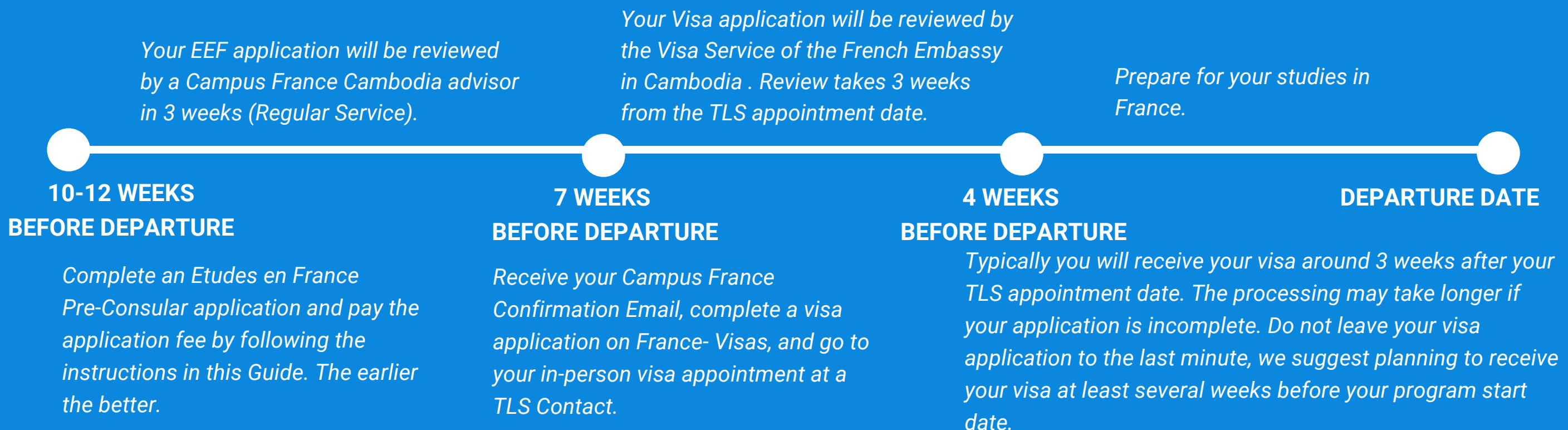
of the academic institution to which you are applying, this process could take longer. It is very important that we receive complete applications from students in order to review them efficiently.

Where can I find more resources for study abroad students?

More information for study abroad students may be found on our website at: <https://www.cambodge.campusFrance.org/fr>

INDEPENDENT, HDAP ALLÉGÉ, DOCTORAL STUDENTS PRE-CONSULAR GUIDE

All student visa applicants from Cambodia must submit a pre-consular Etudes en France application prior to applying for a visa. For Students of FLE (French course), Diploma/Certificate courses, Non-degree program, Fellowship or Doctoral students



INDEPENDENT, HDAP ALLÉGÉ, DOCTORAL

Application Overview

1

GATHER DOCUMENTS

- Scan of passport or other official photo ID (ensure file size is under 300kb)
- Headshot
- A statement of motivation (English or French)
- Official acceptance letter for your study abroad program (ensure file size is under 300kb)
- Résumé/CV
- Copy of most recent diploma earned

2

COMPLETE ETUDES EN FRANCE APPLICATION

This guide will help you complete the simple, pre-consular application required for all international students going to France.

3

PAY CAMPUS FRANCE FEE

To begin the review of your application, you will pay the application fee for regular 3-week processing, or expedited 3-day processing. Paying the fee allows the Campus France Cambodia team to begin to review your application. You will pay the application fee by ABA transfer (on the account of the French Institute, 002489438)

4

REVIEW + CONFIRMATION

Once your Etudes en France pre-consular application is reviewed (either in 3 days for the expedited service, or 3 weeks for the regular service) you will receive a confirmation email from our team. Print this confirmation email and bring it to your visa appointment. Also, you will print an electronic acceptance letter PDF generated by the application.

1

Gather Documents



Passport or ID	You may provide a scan of a valid passport or other government-issued photo ID. Please note that you will need a valid passport to apply for a visa. If you are a citizen of a country other than Cambodia, please also provide a proof of legal status in the US (permanent residence card, student visa, etc.) as well as your passport. Prepare a clear digital copy of your passport or ID in color as a JPEG under 300kb.
Headshot	Find or take a headshot, the file should be 50kb max. It can be a passport-style photo or simply a cropped photo of your face.
Statement of Motivation	This is a very brief statement of your motivation for your program in France, written in English or French. It should be a maximum of 1,500 characters.
Acceptance Letter	Needs to be on institutional letterhead, include a signature and/or stamp of an administrator, and include the exact dates of your program in France.
Resume	An updated resume that includes your most recent academic and professional achievements. Prepare this document and then save it as a JPEG under 300kb.
Transcripts and/or Diploma	You will be required to scan and upload your most recent official transcripts and/or a copy of the most recent Degree or diploma you have earned. Only one is required, but you may submit both if you wish.

Document

Tips



Gather and prepare documents in advance

Have documents ready before you begin the application. Also, ensure all documents are correctly sized before uploading. Your headshot needs to be under 50kb. All other documents you upload need to be under 300kb each. You should upload documents as legible JPGs, do not upload PDFs. To transform a PDF, you can take a screen shot of the document and upload it as a JPG under 300kb.

Prepare your headshot

It is best to have someone take a clear photo of you against a light background. It can also be a clear cropped photo of your face. The photo does not have to be perfect or meet any strict dimensions, but this is a photo that the visa service and the Campus France Cambodia team sees and so it should present you well. As a reminder, as part of the visa application later you will be required to submit a passport-style photo.

Follow instructions

The EEF platform is designed for all types of students, many of whom apply to degree programs through the platform. You may see the opportunity to upload a CV, transcripts, test scores, and more. These are NOT required for study abroad and exchange students, so please skip those steps and only include the documents listed in this Guide.

Check your passport

Student visa applicants must have a passport that will be valid for at least 90 days after the end date of your program in France. If you don't have a passport, or if your passport will expire before then, apply for a new passport right away. Your passport must also have two consecutive blank visa pages that are side by side (like looking at an open book) plus a third blank page for an immigration sticker. Endorsement pages are not considered visa pages. If your passport is full, you will need to renew it. If you are a citizen of a country other than Cambodia, upload a copy of your proof of legal status in Cambodia (permanent resident card, etc.) as well as your passport.

Ensure your Acceptance Letter meets requirements

Your Acceptance Letter must include the following:

- Your full name
- Exact start and end dates (day, month, and year) of the academic program in France. Approximate dates are not accepted.
- Full contact information for the individual administrator, faculty member, or program director issuing the letter
- Signature or stamp of the institution
- Full address of the institution that will host or manage the program in France
- If there are multiple institutions involved in facilitating your study program in France, every institution and its role needs to be clearly indicated on your Acceptance letter.
- The letter needs to be on institutional letterhead

2

Complete Application

Tips

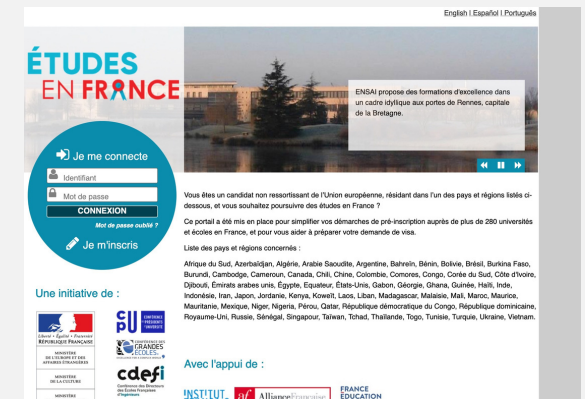
- The Etudes en France application platform is optimized for Firefox. If you have trouble accessing the application or have any technical issues, use Firefox after clearing the cache of your browser.
- Use the Etudes en France messaging system to contact Campus France Cambodia with questions during your application process.



Video Tutorial Creating an account on Etudes en France



Video Tutorial Completing an Etudes en France Application (Independent, HDAP Allégé, Doctoral Pre-Consular Students)



Access Application Etudes en France Application Log-In

3

Pay

Fee

Once your application is complete you will be able to pay for the Etudes en France fees.

All incomplete application or applications with errors in any documents submitted may require a longer review period. Paying the application fee after submitted your completed Etudes en France application allows Campus France Cambodia to begin the review of your application.

4

Review &

Confirmation

Campus France Cambodia will review your application within the stated period.

Independent and Doctoral students will be contacted for a brief phone interview within the review period. Please be available by phone during the review period of your application.

When your application has been reviewed and validated, you will receive a confirmation email (in French or in English, depending on the language in which you completed the application).

You will need to print this email and bring it with you to your visa appointment, it is required in order to apply for a student visa.

In addition to the Confirmation Email, you will also need an Etudes en France Electronic Acceptance letter to complete your student visa application.

Once you receive your Confirmation email, you may log back into your Etudes en France account. From the Welcome page, click on your application tab: 'Already Accepted' (Pre- Consular Applicants). Click on Step 1–Finalize the procedure. The PDF icon for the Acceptance Letter will be under the Main Study Program section. This PDF is generated when Campus France Cambodia has completed the review of the Etudes en France application. Depending on your application type, the document will be entitled 'Confirmation d'acceptation' or 'Accord préalable d'inscription'.

FAQs

Independent, HDAP Allégé & Doctoral

How do I know if my application is being processed?

When we receive the application fee, we will validate that payment within 1-2 business days. When we validate the payment, you will receive an Email message via the *Etudes en France* platform that reads: "Your Payment of XXXUSD has been processed." This message will also include a PDF of your payment receipt. If you receive this message, this means that your application is in the pipeline and will be processed within the 3-day or 3-week review timeline.

How can I check the status of my application?

Due to the volume of students with whom we work and the capacities of the *Etudes en France* platform, real time updates on application processing are not possible. If your application was not reviewed within the 3-day or 3-week processing timeline, or if you have another question about your application, please contact us via the *Etudes en France* messaging tool.

I'm having trouble creating my EEF Account. What should I do?

We suggest using an email address NOT ending in .edu or .ac.th, as university email servers sometimes have security issues with the *Études en France* platform. An email with a link to create a password and activate your account is automatically sent to your email address. Note that the email may be in your spam folder/s and that the activation link expires within 24 hours. If you believe that you have not received the activation email, you will need to wait 24 hours before registering again with the same email address.

I would like to pursue multiple consecutive programs in France, how should I indicate this on Etudes en France? For example, a FLE program of 2 months followed by a certificate program of 2 months.

Many students decide to pursue multiple consecutive programs in France. You may combine more than one program in France. (FLE + FLE, FLE + Masters), but you may not combine more than one *degree* program in France in one application (Master 1 + Master 2). When completing the *Etudes en France* application, you can add an additional program on the *Etudes en France* platform in *Section 1: Finalize the procedure* in your student account. Scroll to *I am NOT a study abroad student...* and click the blue Add button to add your second program. You will be required to provide a complete official Acceptance letter for all programs to which you have been accepted. Please note that the combined length of *instructional periods* of your multiple programs in France, not including any breaks in between programs, needs to be 90 days or more in order to be considered eligible for a student visa.

Where can I find more resources for study abroad students?

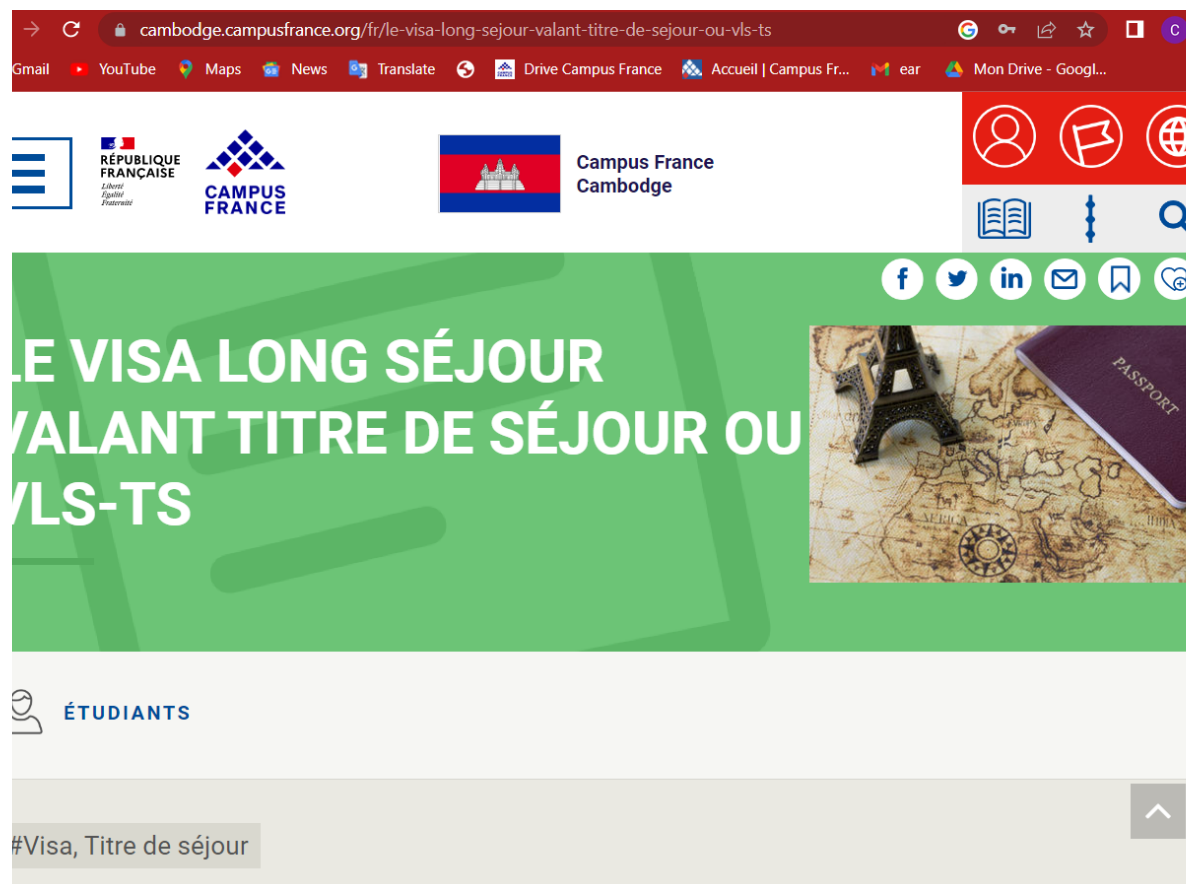
More information for study abroad students may be found on our website at: <https://www.cambodge.campusFrance.org/fr>

VISA

Student

Visa

Application



Please refer to the Student Visa Guidelines

Once your Etudes en France application has been reviewed, and you have received your Confirmation Email, you may move forward to apply for a student visa. Campus France Cambodia does not make decisions on visa issuance, these decisions are the sole responsibility of the Visa Service of the French Embassy. More information about the visa application and required documents can be found in our Student Visa Guidelines at <https://www.cambodge.campusfrance.org/fr/le-visa-long-sejour-valant-titre-de-sejour-ou-vls-ts>

CONTACTS

Useful Contacts

Johanna MANSSON-DELERCE

Lucile DUPERON

Campus France Cambodia officers

campusFrance@institutfrancais-cambodge.com



Campus France Cambodge



cambodge.campusFrance.org

Etudes

en

France

2023 GUIDE

